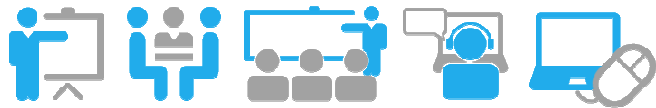




Training – Status Update

10th to 15th June 2019



Training Session Update



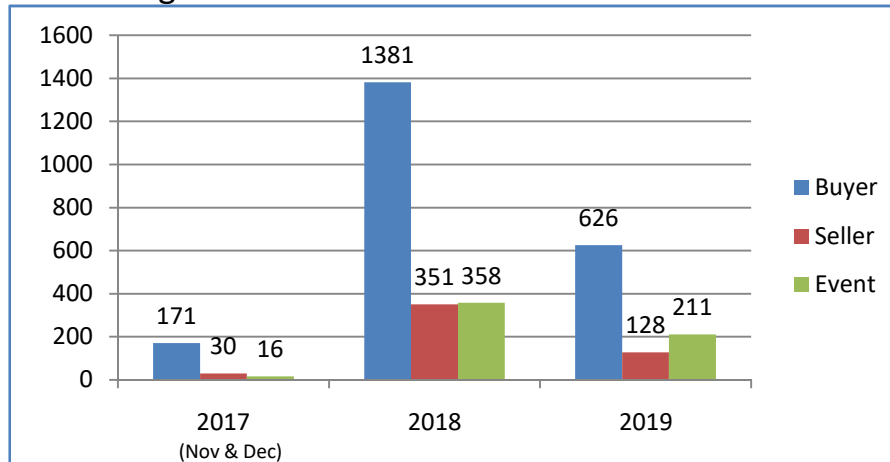
Training session for WE 15th June 2019

	#TRG				Participant Count			
	Buyer	Seller	#Event	#Total	Buyer	Seller	Event	Total
MoU Total	22	7	1	30	749	299	60	1108
Non-MoU Total	12	4	0	16	251	30	0	297
Grand Total	34	11	1	46	1000	329	60	1405

Training sessions conducted in past 4 week

	#TRG	#Event	Total Participants
WE 18 th May 2019	36	2	983
WE 25 th May 2019	38	2	1021
WE 1 st June 2019	40	0	874
WE 8 th June 2019	28	0	751

Training session Conducted from Nov 2017 to 15th June 2019



#Trg/Event Count	3272
#Participant Count	143605

Training/Event plan for next 4 week

Planned Training/Event	
WE 22 nd June 2019	27
WE 29 th June 2019	14
WE 6 th July 2019	2
WE 13 th July 2019	1

State Wise Coverage



MoU States Coverage

State Names	#TRG		#Event	Participant Count			
	Buyer	Seller		Buyer	Seller	Event	Total
Maharashtra	2	1		193	43		236
North East	3	0		148	0		148
Uttar Pradesh	4	0		142	0		142
Gujarat	1	2		18	124		142
Haryana	1	1	1	25	46	60	131
Odisha	2	1		27	45		72
Tamil Nadu	2	0		44	0		44
Madhya pradesh	1	0		39	0		39
Chandigarh	1	0		37	0		37
Telangana	1	0		37	0		37
West Bengal	1	1		15	20		35
Chhattisgarh	2	0		22	0		22
Jharkhand	0	1		0	21		21
Punjab	1	0		2	0		2
Himachal Pradesh							0
Uttarakhand							0
Bihar							0
Andhra Pradesh							0
Puducherry**							0
Andaman & Nicobar**							0
MoU Total	22	7	1	749	299	60	1108

Delhi & Non-MoU States Coverage

State Names	#TRG		#Event	Participant Count			
	Buyer	Seller		Buyer	Seller	Event	Total
Karnataka	6	3		122	10		141
Delhi	5	1		109	20		135
Kerala	1	0		20	0		21
Rajasthan**							0
Jammu & Kashmir**							0
Lakshadweep**							0
Goa**							0
Sikkim**							0
Non-MoU Total	12	4	0	251	30	0	297

*North East(Assam, Manipur, Arunachal Pradesh, Nagaland, Tripura, Meghalaya)

** No Business Facilitator is deputed in the state. Training/Event is conducted as per request received from state.

Capacity Building on GeM Program



Refresher Training sessions planned for Ministry/Departments

Training sessions were scheduled in ministries/department for conducting refresher session to enhance the understanding of the new features launched on GeM and address the queries from the users

Summary of Training Conducted:

- Refresher Training Session conducted: 50
- Ministries/Departments covered: 47
- Planned Session



Ministry/CPSU Coverage



Training/ Event Session Conducted for Ministry/CPSU

Ministry	Ministry/PSU/Department	Training Count	Participant Count
Ministry of Commerce & Industry	Coffee Board	1	12
	Director General of Foreign Trade	1	15
Ministry of Defence	BEL LIMITED	1	6
	Border Road Organization	1	25
	INS Hamala, Naval	1	175
Ministry of Finance	Corporation Bank	1	22
	INGAF Chennai	1	7
Ministry of Home Affairs	CISF Southern Headquarters	1	37
Ministry of Petroleum and Natural Gas	BPCL	1	43
	GAIL	1	42
Ministry of Power	NTPC(Auraiya Thermal Power Station)	1	44
Ministry Of Railways	Railway	1	15
Ministry of steel	SAIL-MTI	1	21
Ministry of Communication	ITI LIMITED	1	50
Ministry of Science and Technology	Institute of Life Science, Bhubaneswar	1	12
Ministry of Chemicals & Fertilizers	National Institute of Pharmaceuticals Education and Research(NIPER)	1	27
Ministry of Information & Broadcasting	Doordarshan Kendra	1	15
Ministry of Textiles	Office of Development commissioner (Handicraft)	1	20
Ministry of Micro, Small & Medium Enterprises	MSME-DI	1	45
Ministry of Water Resources, River Development & Ganga Rejuvenation	National water academy, Pune	1	18
Grand Total		20	651

*Refresher Session conducted in Ministries in Delhi is excluded from the above data

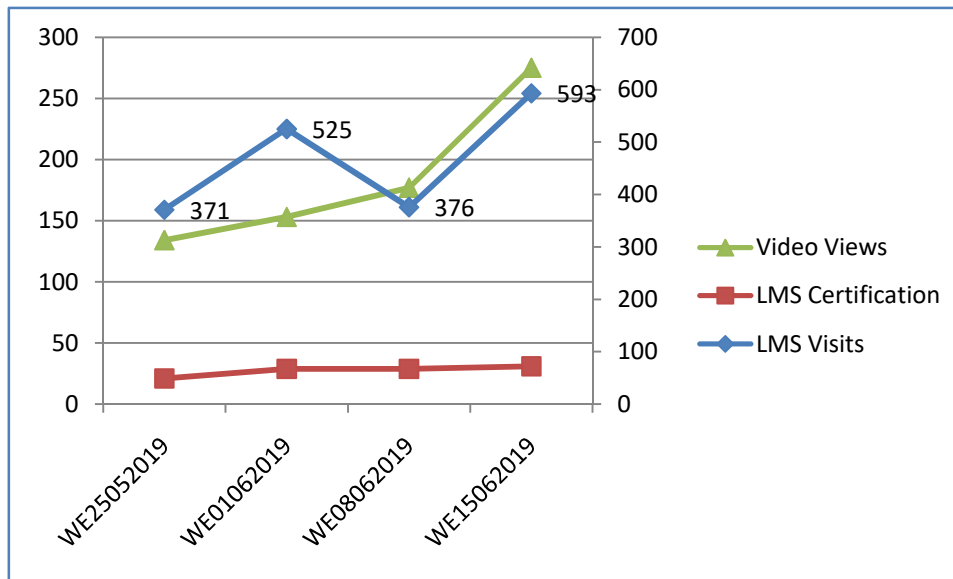
LMS Update



Summary of LMS activity:

- Achieve section for webinar – To be moved to production
- Option to enable Platinum Certificate for a LMS user – To be moved to production
- Submit training session feedback on LMS and generate your Training Participation Certificate – Pending Approval

LMS Usage Trend - 4 Week Summary



LMS Weekly Status (Current vs. Previous week)

	WE15062019			WE08062019		
	Buyer	Seller	Institute	Buyer	Seller	Institute
Visits	184	253	156	138	188	50
Silver Certificates	9	7	4	15	3	0
Gold Certificates	3	6	2	8	3	0
Video Views	129	31	84	97	42	9